

Welch Allyn and Allscripts[®] Professional EHR[™] Vitals Connectivity



Accurate, automatic vitals sent to your EMR from the point of care to help you improve staff productivity, patient outcomes and risk reduction

A connected solution can help you improve clinical workflows and reduce errors.



Unconnected workflow:

1. Take patient's vital signs
2. Document on paper
3. Open patient's chart in Allscripts
4. Type each vital sign recorded on paper into its respective vitals field in the patient's chart



Connected workflow:

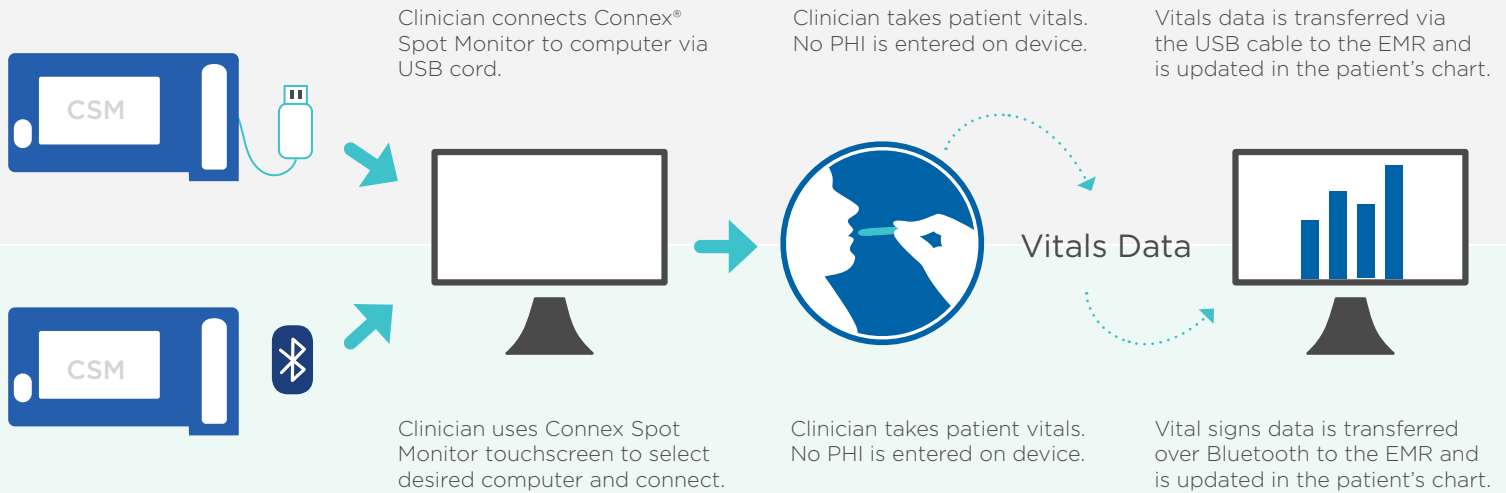
1. Take patient's vital signs
2. Open patient's chart in Allscripts Professional and select Welch Allyn on 'Launch' menu
3. Click 'Acquire' on Welch Allyn Vital Signs
4. Click 'Send' to view vitals in patient summary

Connectivity Counts

The impact on time savings, accuracy and clinical workflows is significant.

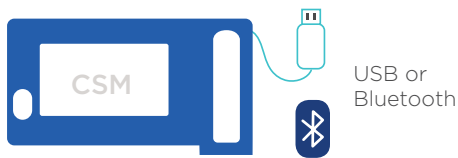
- **Save time** previously spent manually entering data into the EMR
- **Improve accuracy** by avoiding manual processes and associated errors
- **Work more efficiently** by freeing up time for other priorities

USB Workflow



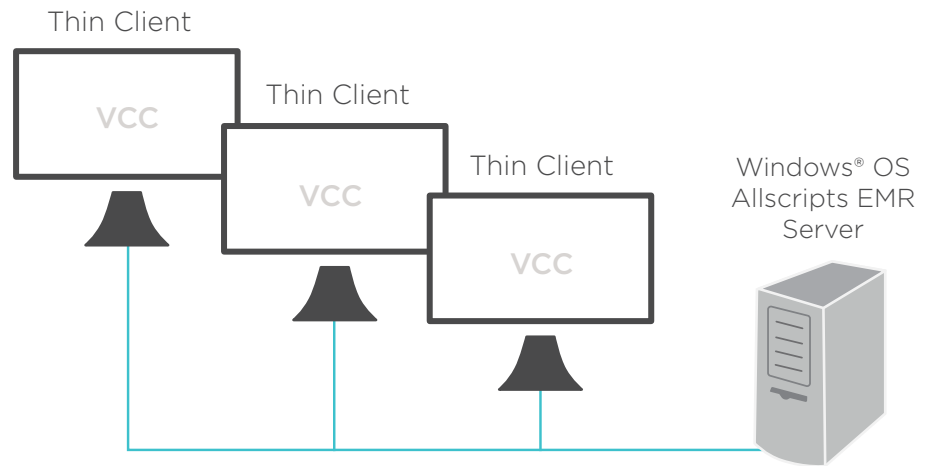
Bluetooth® Workflow

Supports Thin and Thick Clients



Thin client: The Welch Allyn Virtual Channel Client (VCC) software enables a remote thin client to utilize USB-connected devices. Order Welch Allyn part number 103945.

Thick client: Utilize USB-connected or Bluetooth-connected devices directly to thick client.



Allscripts Professional interfaces with the following Welch Allyn vital signs products: Connex Spot Monitor, Connex Vital Signs Monitor, Spot Vital Signs® LXi Device and Connex Integrated Wall System. Contact your Welch Allyn representative to learn more.

Contact your Welch Allyn sales representative to order the vitals interface.